

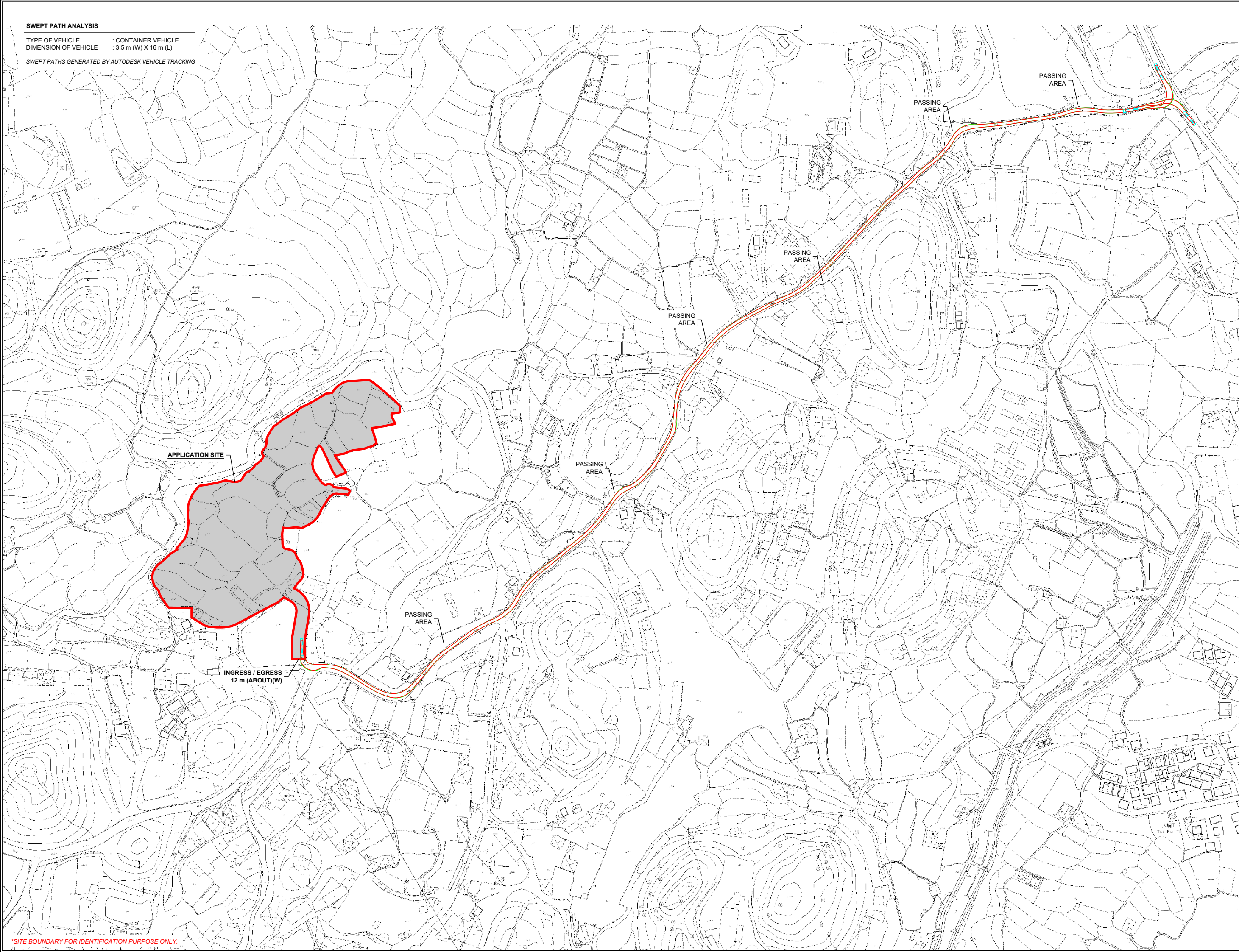
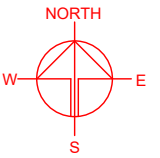
Annex 3
Swept Path Analyses
between the Site and Ping Che Road



SWEPT PATH ANALYSIS

TYPE OF VEHICLE : CONTAINER VEHICLE
DIMENSION OF VEHICLE : 3.5 m (W) X 16 m (L)

SWEPT PATHS GENERATED BY AUTODESK VEHICLE TRACKING



APPLICATION SITE

INGRESS / EGRESS
12 m (ABOUT)(W)

PASSING AREA

PASSING AREA

PASSING AREA

PASSING AREA

PASSING AREA

PASSING AREA



PROJECT
PROPOSED TEMPORARY
CONTAINER STORAGE YARD,
CONTAINER VEHICLE PARK,
VEHICLE REPAIR WORKSHOP,
LOGISTICS CENTRE,
WAREHOUSE AND OPEN
STORAGE OF MISCELLANEOUS
GOODS WITH ANCILLARY
FACILITIES FOR A PERIOD OF 3
YEARS AND ASSOCIATED
FILLING OF LAND

SITE LOCATION
VARIOUS LOTS IN D.D.87, HUNG
LUNG HANG, NEW TERRITORIES

SCALE
1 : 3000 @ A4

DRAWN BY	DATE
MN	14.11.2024
CHECKED BY	DATE
APPROVED BY	DATE

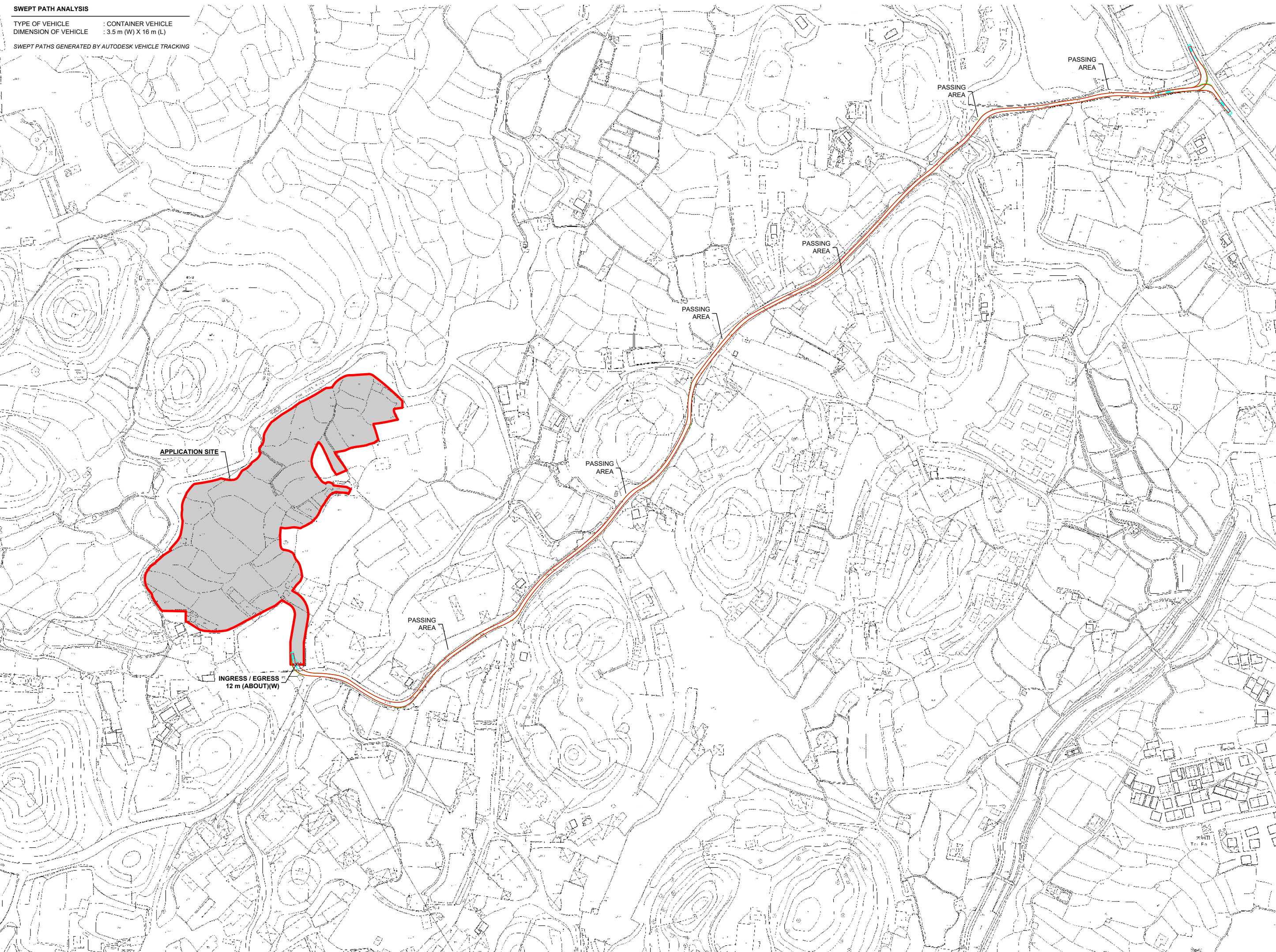
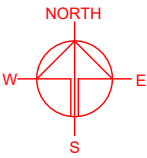
DWG. TITLE	
SPA - TO PING CHE ROAD	
DWG NO.	VER.
PLAN 1	001

*SITE BOUNDARY FOR IDENTIFICATION PURPOSE ONLY.

SWEPT PATH ANALYSIS

TYPE OF VEHICLE : CONTAINER VEHICLE
DIMENSION OF VEHICLE : 3.5 m (W) X 16 m (L)

SWEPT PATHS GENERATED BY AUTODESK VEHICLE TRACKING



APPLICATION SITE

INGRESS / EGRESS
12 m (ABOUT)(W)

PASSING AREA

PASSING AREA

PASSING AREA

PASSING AREA

PASSING AREA

PASSING AREA



PROJECT
PROPOSED TEMPORARY CONTAINER STORAGE YARD, CONTAINER VEHICLE PARK, VEHICLE REPAIR WORKSHOP, LOGISTICS CENTRE, WAREHOUSE AND OPEN STORAGE OF MISCELLANEOUS GOODS WITH ANCILLARY FACILITIES FOR A PERIOD OF 3 YEARS AND ASSOCIATED FILLING OF LAND

SITE LOCATION
VARIOUS LOTS IN D.D.87, HUNG LUNG HANG, NEW TERRITORIES

SCALE
1 : 3000 @ A4

DRAWN BY	DATE
MN	14.11.2024
CHECKED BY	DATE
APPROVED BY	DATE

DWG. TITLE	
SPA - FROM PING CHE ROAD	
DWG NO.	VER.
PLAN 2	001

*SITE BOUNDARY FOR IDENTIFICATION PURPOSE ONLY.